



# CONTENTS

### General Information

Welcome .....	1
History .....	2
What's New .....	3

### Applications & Distributors

Applications .....	4
Performance Houses .....	5
Engineering Houses .....	6
Master Distributors .....	7

### Turbochargers

Power/Displacement Chart .....	8
GT12 .....	9
GT15 .....	10
GT20 .....	11
GT22 .....	12
GT32 .....	13
GT35 .....	14
GT37 .....	15
GT40 .....	16
GT42 .....	17
GT60 .....	18
Additional Models .....	19

### Ancillary Products

Wastegate .....	20
Blow-off Valve .....	21
Intercoolers .....	22-23

### Technical Information

Tech Info .....	24-25
Testing .....	26-27
Statement of Warranty .....	28

### Appendix

.....	a.i
-------	-----



**Garrett®**

*PERFORMANCE PRODUCTS*

**Garrett**

**GENERAL INFORMATION**



### THE GARRETT PERFORMANCE PRODUCTS CATALOG


*Welcome to the new Performance Products Catalog! You are about to encounter some of the most innovative turbochargers in the industry today. Whether it is the advanced aerodynamic wheel design or our enhancement of the GT product line, you will see many exciting turbocharging additions within this catalog. One of the most evident modifications to our catalog has been the name itself. The “Ballistic Concepts” title has been changed to reflect our renewed emphasis on performance, and so all future product introductions will be under the “Garrett Performance Products” title.*

#### **Here are some more reasons to investigate the Garrett Performance Products Catalog:**

- ▶ The catalog design approach - our team has uniquely modeled this catalog to provide all turbocharger information on one page in an “easy to interpret” manner.
- ▶ Application flexibility - kits are now being offered to allow you to choose the optimal turbocharger for your individual application and provide you the flexibility to upgrade now or in the future. Mixing and matching has never been easier!
- ▶ **Turbine maps!** The Garrett team is thrilled to be the first to provide ALL of the data necessary to ensure the best performance for your vehicle!
- ▶ Garrett is where you want to be! We have engineering teams on 5 continents that are continually innovating to bring the most up-to-date technology to the industry. And, with some of the most rigorous functional testing in the field you know you are buying the superior product.

The Garrett Aftermarket team has a lot in store for the future, so this catalog design will allow for the addition of product pages and other information as we grow our performance product line - so stay tuned for further updates!

-The Garrett Performance Team



*We are also interested in hearing about your turbocharging opportunities, so please feel free to drop us a line at [garrett.performance@honeywell.com](mailto:garrett.performance@honeywell.com).*

Garrett is the leading innovator of turbochargers in the world, providing engine boosting systems that save fuel and reduce emissions while providing an increase to engine performance.

Garrett's turbocharging business traces its roots to an aerospace company established in California by entrepreneur Cliff Garrett. Over time, the turbocharging business spun off to establish itself as a serious player in the engine boosting industry. Through names such as AiResearch, AlliedSignal, and the Honeywell of today, Garrett has sustained its reputation for innovating turbocharger technologies generation after generation. From its long list of industry firsts to its leading-edge ball bearing turbos for racecars, Garrett develops and manufactures the same cutting-edge boosting expertise that goes into all Garrett products. Most of the world's top engine and car manufacturers employ Garrett turbochargers to boost their engines, and with 27,000 turbos produced EVERY DAY you know the Garrett name is one you can trust. Finally, through the Garrett network of Master and Performance Distributors listed on the next page, Garrett's turbocharging product line is readily available in the aftermarket for you to install on your vehicle!

### MEET GARRETT'S NEWEST TECHNOLOGIES



Garrett's newest turbocharger line delivers these benefits and more over our competitors:

Looking for an efficient, reliable turbocharger that can handle higher boost pressure? Your search ends with the new Garrett Performance Products Catalog. As the industry leader in turbocharging innovation, Garrett turbochargers incorporate the latest advances in boosting technology and aerodynamic design. Whether you're looking to install a new turbocharger or need to upgrade an existing one, you've come to the right place.

#### ► Improved Efficiency

New, efficient turbine stages deliver more power to your engine and allow Garrett turbochargers to spool up faster than ever. Garrett engineers have eliminated old efficiency killers, including on-center turbine housings\*, clipped turbine wheels, and antiquated aerodynamics with the new GT product line.

#### ► Increased Boost Capacity

Garrett's new turbochargers feature compressor wheels that can handle a higher boost pressure. So go ahead—increase the PSI. Your Garrett turbocharger can take it!

#### ► True Ball-Bearing Turbochargers

Thanks to our single-cartridge ball-bearing technology, Garrett turbochargers generate far less frictional drag and are 10 times more durable than traditional journal-bearing turbochargers. While first developed for racing, over 100,000 ball-bearing turbos have been produced for OE applications, and are now available in a range of sizes for the street.

#### ► Proven Durability

The Garrett engineering team puts our turbochargers through more than 20 durability and performance tests before they reach consumers. And since Garrett is the global leader in manufacturing turbochargers, producing more than 7.1 million units every year, you can be assured a Garrett turbo is a dependable one.

\* See Turbo Terms in Appendix

# ***APPLICATIONS & DISTRIBUTORS***

**Garrett®**

***PERFORMANCE PRODUCTS***

**Garrett**

### **GARRETT APPLICATIONS**

Garrett Performance Houses provide a wide range of applications using Garrett turbochargers, cartridges, and component parts.

<b>Make</b>	<b>Model</b>	<b>Performance Specialist</b>
<b>Audi</b>	1.8L	Audi Performance Racing Innovative Turbo Systems Tial Products
	S4, A6	Tial Products
<b>Buick</b>	Grand National	Innovative Turbo Systems Limit Engineering Precision Turbo & Engine
<b>Chevrolet</b>	Corvette, Camaro, Light Duty Truck	Lingenfelter
<b>Dodge</b>	5.9L Light Duty Truck	Advanced Turbo Systems BD Power
<b>Ford/Navistar</b>	6.9L, 7.3L - Light Duty Truck	Advanced Turbo Systems Gale Banks Engineering
	Focus	Precision Turbo & Engine
	Mustang	Lee Performance Products Limit Engineering Precision Turbo & Engine
<b>Honda</b>	Civic	Edelbrock
<b>Mazda</b>	Protégé	Callaway / Mazda Speed
<b>Nissan</b>	300ZX, Sentra, 240	Jim Wolf Technology Turbo Engineering Corp.
<b>Porsche</b>	911, 944	Tial Products
<b>Subaru</b>	Imprenza	Turbo Engineering Corp.
	WRX	Tial Products
<b>Toyota</b>	Pickup, 4 Runner, Supra	Turbo Engineering Corp.
<b>Volkswagon</b>	1.8L - Golf, Passat, Jetta, Beetle	Innovative Turbo Systems Tial Products

### PERFORMANCE HOUSES

Garrett Performance Houses supply upgrade and hybrid turbochargers, Garrett component parts for a wide variety of turbocharger models, and the expertise to repair and rebuild the Garrett line of Performance Turbochargers.

#### Lee Performance Prod., Inc.

555 Birch Street  
Lake Elsinore, CA 92530  
909-674-8171  
909-245-6883 (fax)  
sales@leeperformanceproducts.com  
www.leeperformanceproducts.com

#### Turbonetics Inc.

2255 Agate Court  
Simi Valley, CA 93065  
805-581-0333  
805-581-1913 (fax)  
info@turboneticsinc.com  
www.turboneticsinc.com

#### T.E.C. Turbocharger Engineering

17222 S. Golden Road  
Golden, CO 80401  
800-950-8872  
303-271-3927 (fax)  
jlatour@turboengineering.com  
www.turboengineering.com

#### Hypermax Engineering, Inc.

255 East Route 72  
Gilberts, IL 60136  
847-428-5655  
847-428-5682 (fax)  
hypermax@ais.net  
www.cl.ais.net/hypermax/index.htm

#### Limit Engineering

885 Kiowa Ave.  
Lake Havasu City, AZ 86406  
928-453-7321  
928-453-0789 (fax)  
craig@redrivernet.com  
www.limitengineering.com

#### Precision Turbo & Engine Rebuilders

616A South Main Street  
PO Box 425  
Hebron, IN 46341-8904  
219-996-7832  
219-996-7749 (fax)  
turbo@netnitco.net  
www.precisionte.com

#### Innovative Turbo Systems

845 Easy Street, Unit 102  
Simi Valley, CA 93065  
805-526-5400  
802-526-9240 (fax)  
rick@innovativeturbo.com  
www.innovativeturbo.com

#### Turbo & Electric

2408 Grand Avenue  
Phoenix, AZ 85009  
602-253-6817  
602-253-6841 (fax)  
turboguy@swlink.net

### ENGINEERING HOUSES

Garrett Engineering House accounts provide the performance market with retro fit turbocharger kits, complete systems and upgrade turbochargers.

---

#### Ford, GM & Dodge Trucks

**Advance Turbo Systems, Inc.**  
5919 South 350 West  
Murray, UT 84107  
801-263-0900  
801-265-1253 (fax)  
ats@xmission.com  
www.atsturbo.com

**Gale Banks Engineering**  
546 Duggan Avenue  
Azusa, CA 91702  
800-483-7693  
626-334-1743 (fax)  
sales@bankspower.com  
www.galebanks.com

**BD Brake**  
Unit A10-33733 King Road  
Abbotsford, BC V2S 7M9  
800-887-5030  
604-853-8749  
info@bd-power.com  
www.bd-power.com

#### GM

**Lingenfelter**  
1557 Winchester Road  
Decatur, IN 46733  
260-724-2552  
260-724-0422 (fax)  
sales@lingenfelter.com  
www.lingenfelter.com

---

#### Audi & Volkswagon

**TIAL Products**  
510 S. Washington, Suite 16  
Owosso, MI 48867  
989-729-8553  
517-729-9973 (fax)  
tialinc@earthlink.net  
www.tialsupport.com

**Audi Performance Racing**  
1027-B Opelika Road  
Auburn, AL 36830  
800-680-7921  
334-502-5180 (fax)  
brett@goapr.com  
www.goapr.com

**Advanced Tuning Products**  
44777 South Grimmer Blvd.  
Fremont, CA 94538  
510-445-1682  
510-445-1692 (fax)  
info@vwturbo.com  
www.vwturbo.com

---

#### Honda

**Edelbrock Corp.**  
2700 California Steet  
Torrance, CA 90503  
310-781-2222  
310-320-1187 (fax)  
edelbrock@edelbrock.com  
www.edelbrock.com

---

#### Nissan

**Jim Wolf Technology**  
212 Millar Ave.  
El Cajon, CA 92020  
619-442-0680  
619-442-8160 (fax)  
jim@jimwolfttechnology.com  
www.jimwolfttechnology.com

### **MASTER DISTRIBUTORS**

Garrett Master Distributors supply the market with the complete offering of the Garrett Aftermarket product line.

#### **ADP Distributors Inc. (Canada)**

105-18935 9th Avenue  
Surrey, BC CANADA V4N3P3  
800-663-6308  
604-888-5389 (fax)  
rgw@adpdist.com  
www.adpdist.com

#### **ADP Distributors Inc. (USA)**

18854 72nd Avenue South  
South Kent, WA 98032  
800-663-6308  
425-656-1571 (fax)  
cek@adpdist.com  
www.adpdist.com

#### **Area Diesel Service Inc.**

North on University  
Carlinville, IL 62626  
800-637-2658  
217-854-8972 (fax)  
ads@areadiesel.com  
www.areadiesel.com

#### **Central Motive Power, Inc.**

6301 North Broadway  
Denver, CO 80216  
800-822-4332  
303-428-6785 (fax)  
gsmith@centralmotivepower.com  
www.centralmotivepower.com

#### **D&W Diesel & Electric**

1508 Clark Street Road  
Auburn, NY 13021  
315-253-7740  
315-282-0031 (fax)  
r.banas@dwdiesel.com

#### **Diesel Injection & Electric Co.**

231 Main Street  
Forest Park, GA 30297  
800-241-4389  
404-361-1701 (fax)  
dijection@mindspring.com

#### **Diesel Injection Service Co., Inc.**

4724 Allmond Avenue  
Louisville, KY 40209-0389  
502-361-1181  
502-364-3200 (fax)  
tombrown@dieselusa.com

#### **Magneto & Diesel Service**

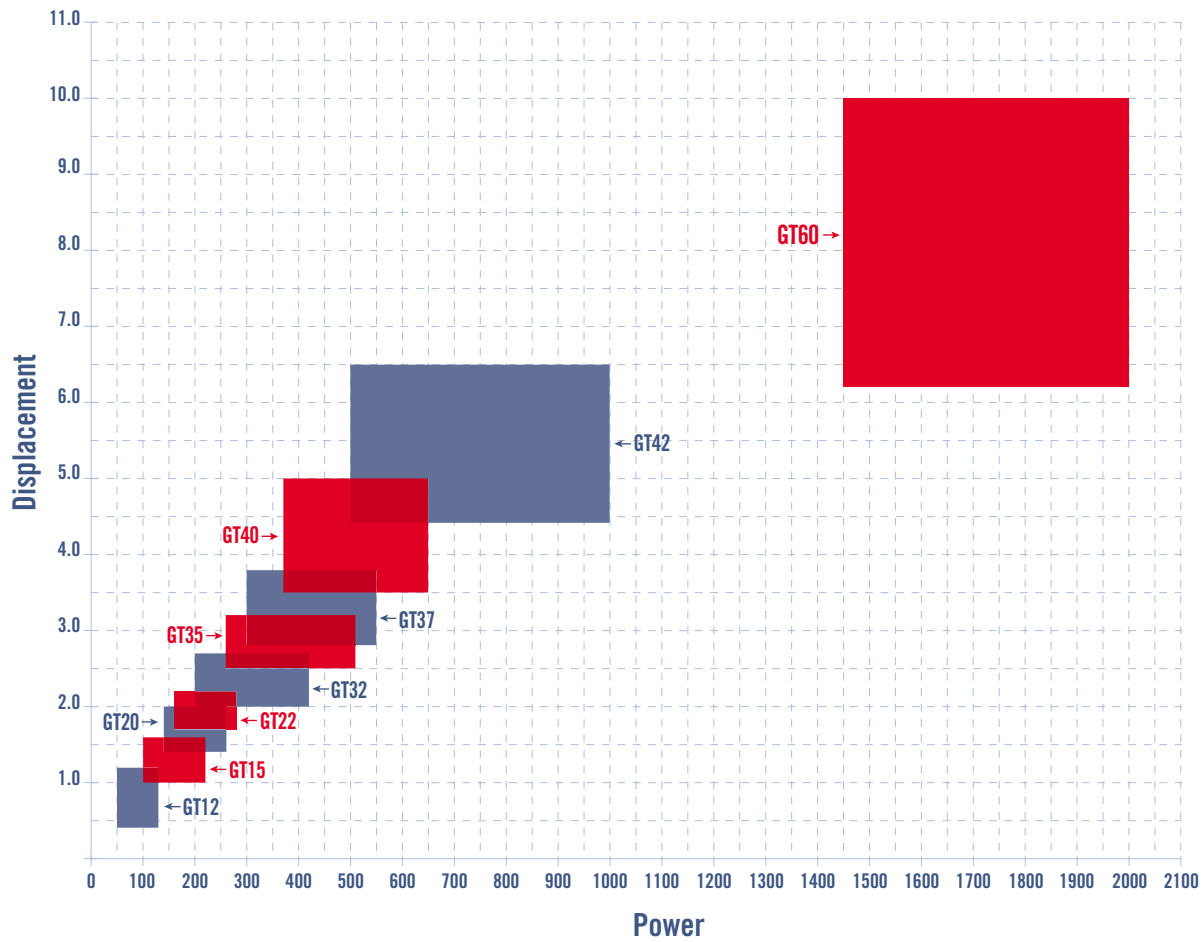
6931 Navigation Boulevard  
Houston, TX 77011  
800-392-5517  
713-928-8154 (fax)  
tingram@mddistributors.com  
www.mddistributors.com

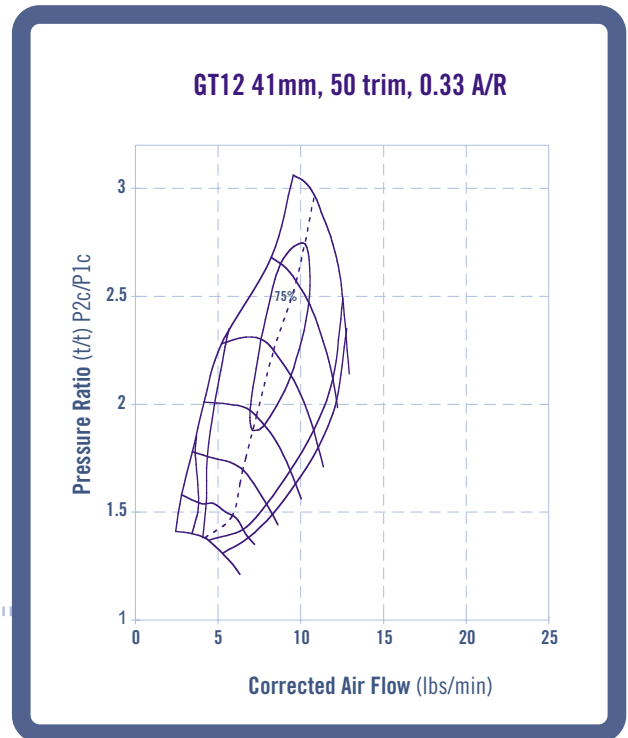
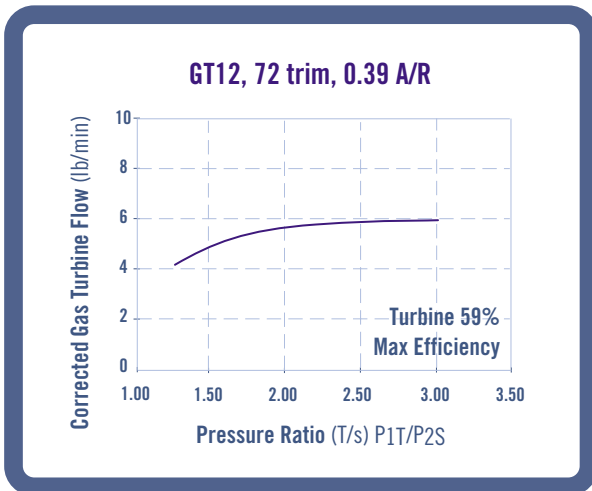
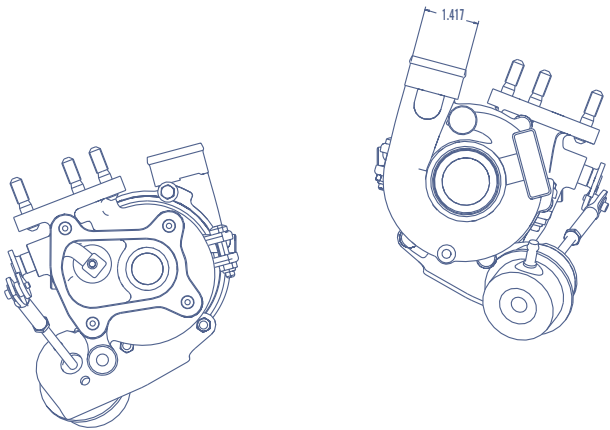
**Garrett®**

*PERFORMANCE PRODUCTS*

**Garrett**

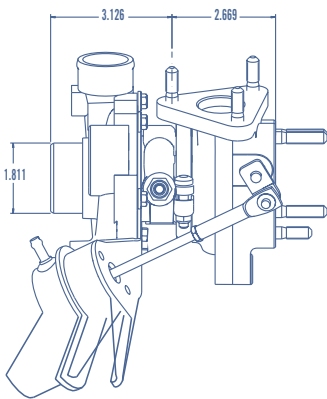
**TURBOCHARGERS**



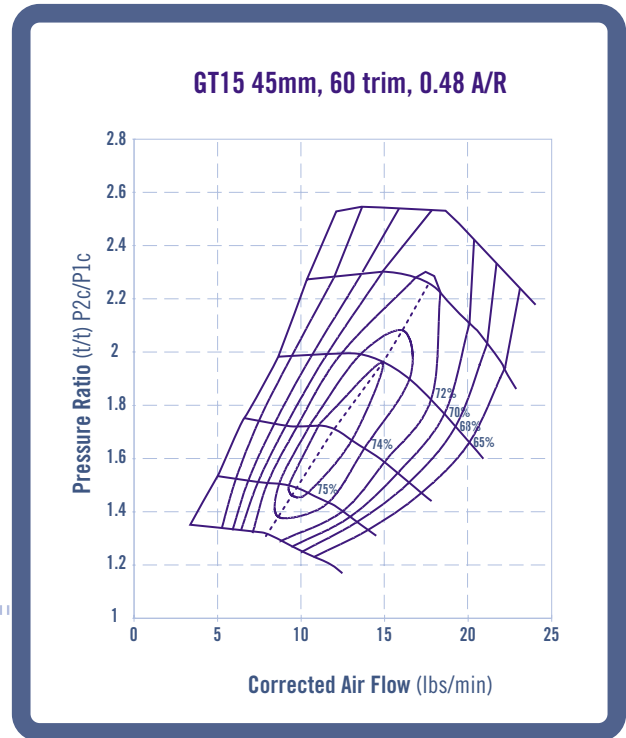
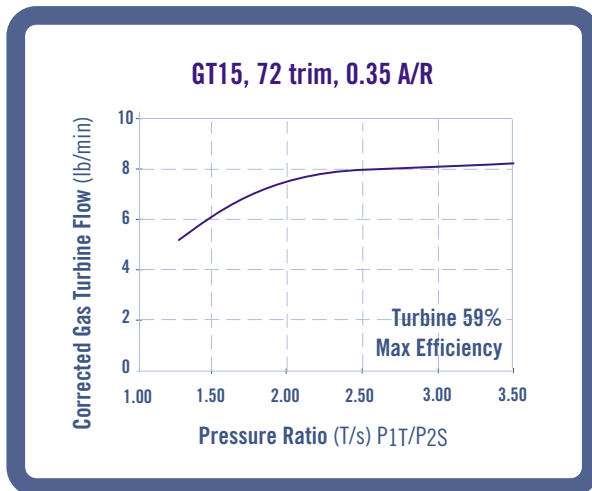
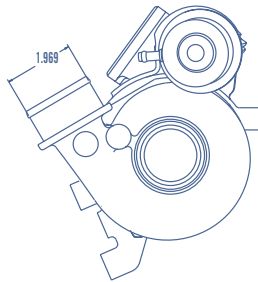
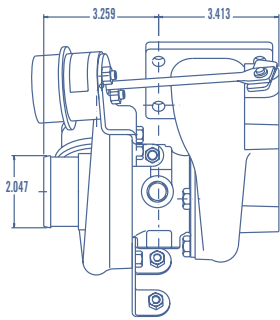


**POWERSHIFT**

Horsepower 50 - 130  
Displacement .4L - 1.2L

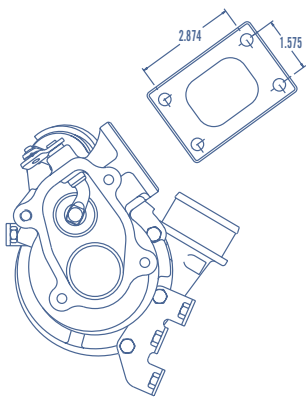


			COMPRESSOR			TURBINE			
	Turbo	CHRA	Wh Dia	Trim	A/R	Wh Dia	Trim	A/R	Type
<b>GT12</b>	708001-1	708247-7	41mm	50	0.38	35.5mm	72	0.43	Wastegated

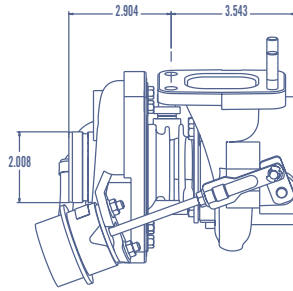
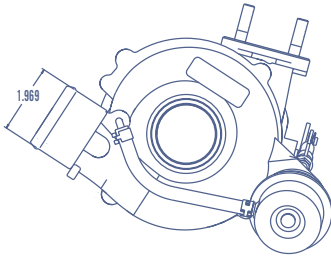


**POWERSHIFT**

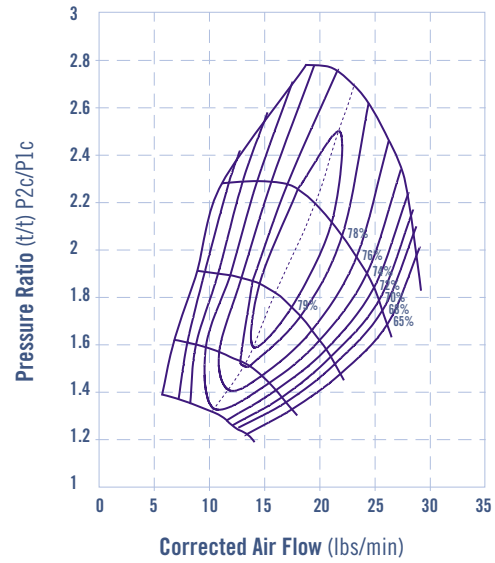
Horsepower 100 - 220  
Displacement 1.0 - 1.6L



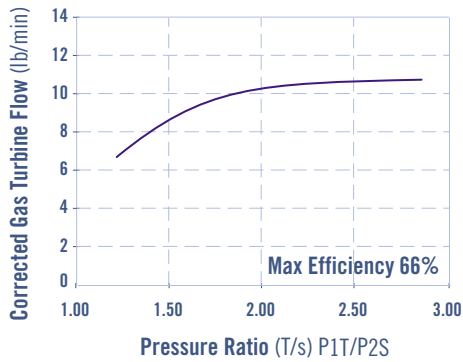
	COMPRESSOR			TURBINE					
	Turbo	CHRA	Wh Dia	Trim	A/R	Wh Dia	Trim	A/R	Type
<b>GT15</b>	466755-3	431876-93	45mm	60	0.48	41.2mm	72	0.35	Wastegated



GT20 56mm, 55trim, 0.53 A/R

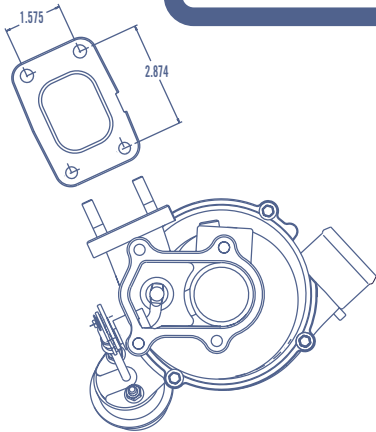


GT20, 72 trim, 0.46 A/R



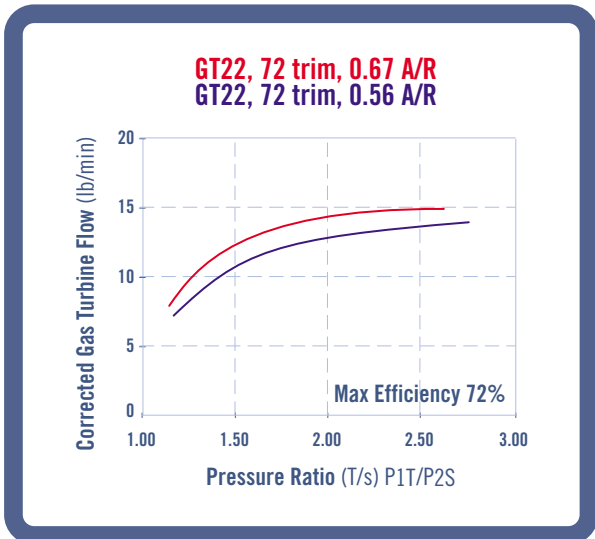
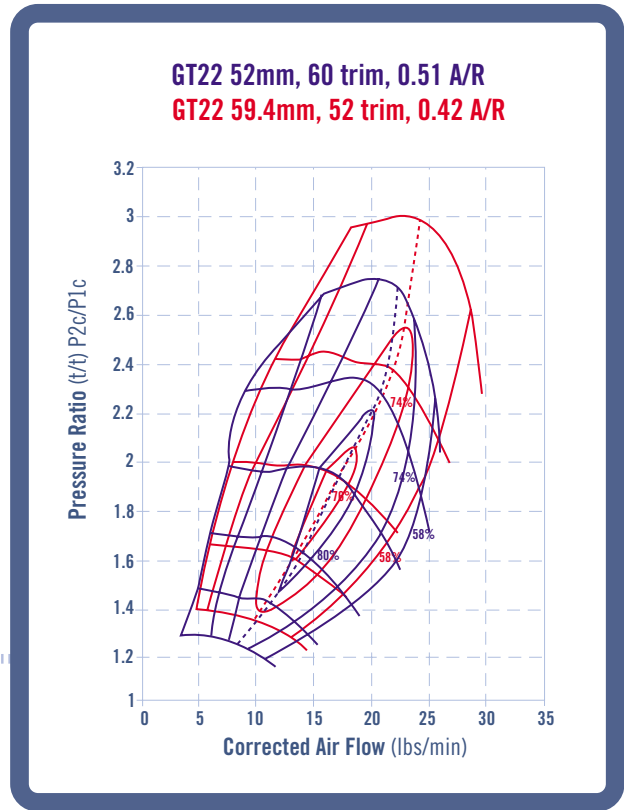
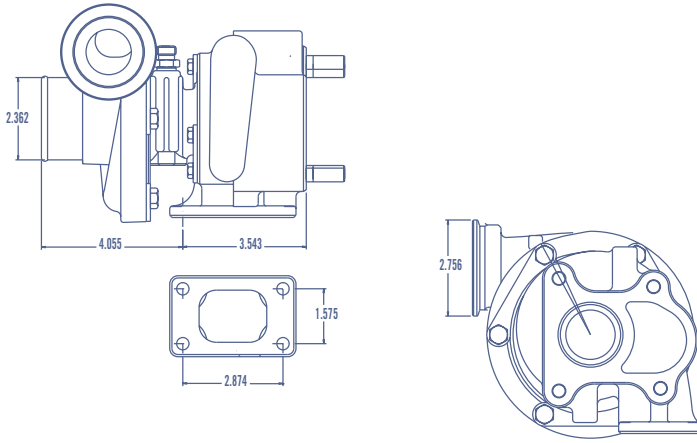
**POWERSHIFT**

Horsepower 140 - 260  
Displacement 1.4 - 2.0L

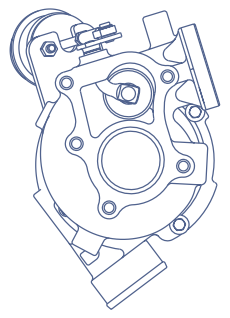


**GT20**

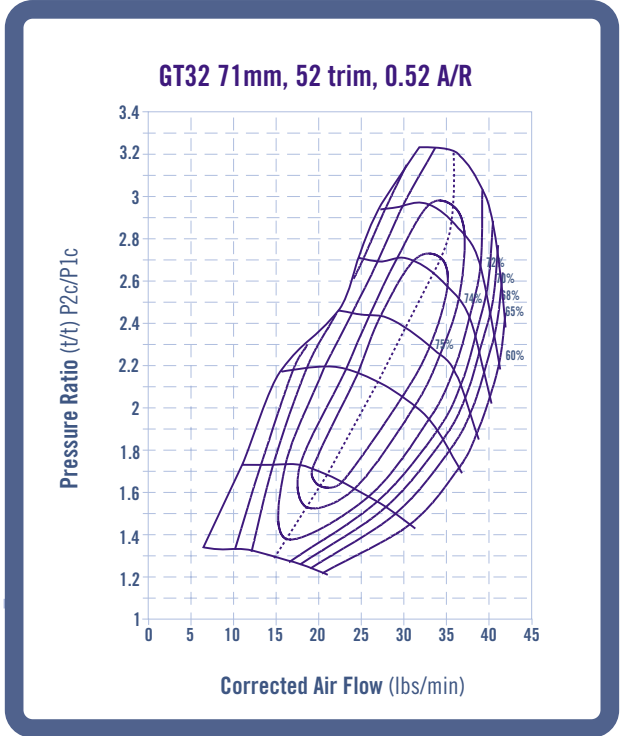
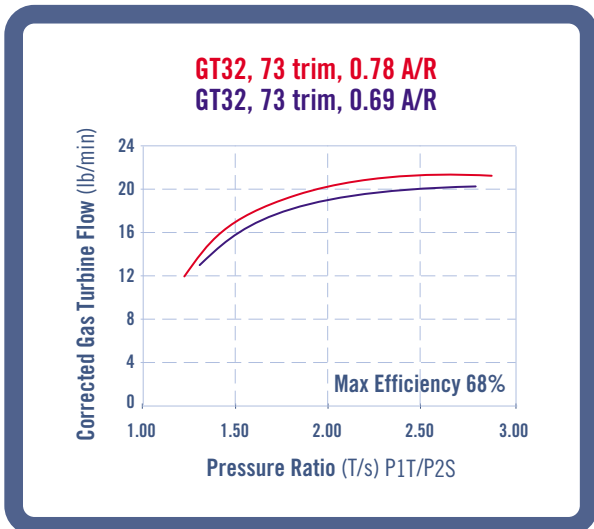
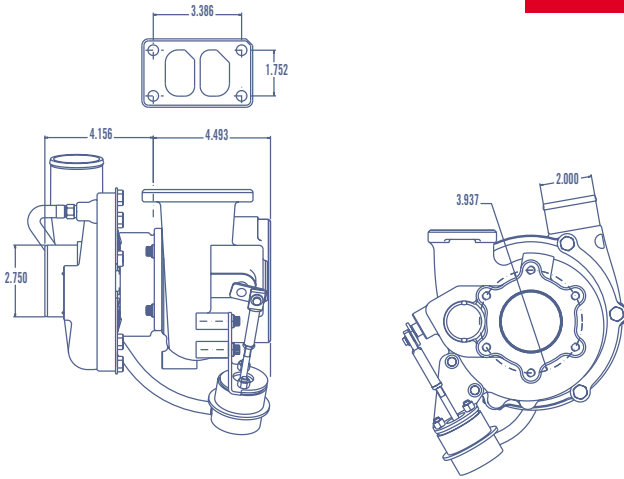
Turbo	CHRA	COMPRESSOR			TURBINE			
		Wh Dia	Trim	A/R	Wh Dia	Trim	A/R	Type
454126-2	433289-96	56mm	55	0.53	47mm	72	0.46	Wastegated



**POWERSHIFT**  
 Horsepower 160 - 280  
 Displacement 1.7 - 2.2L

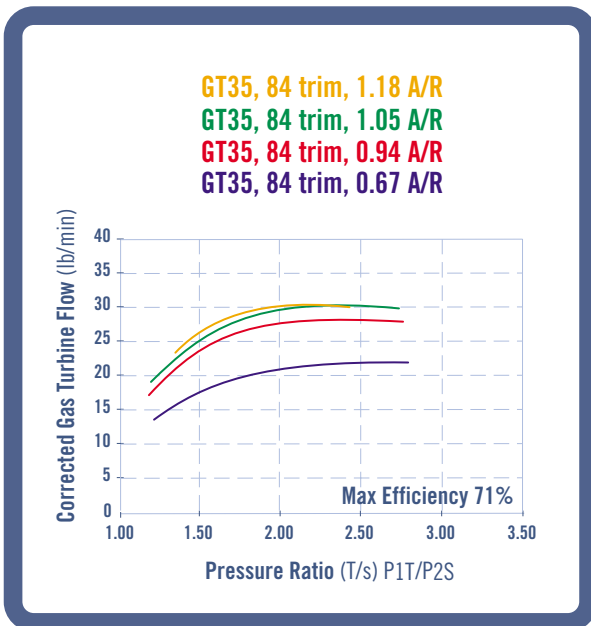
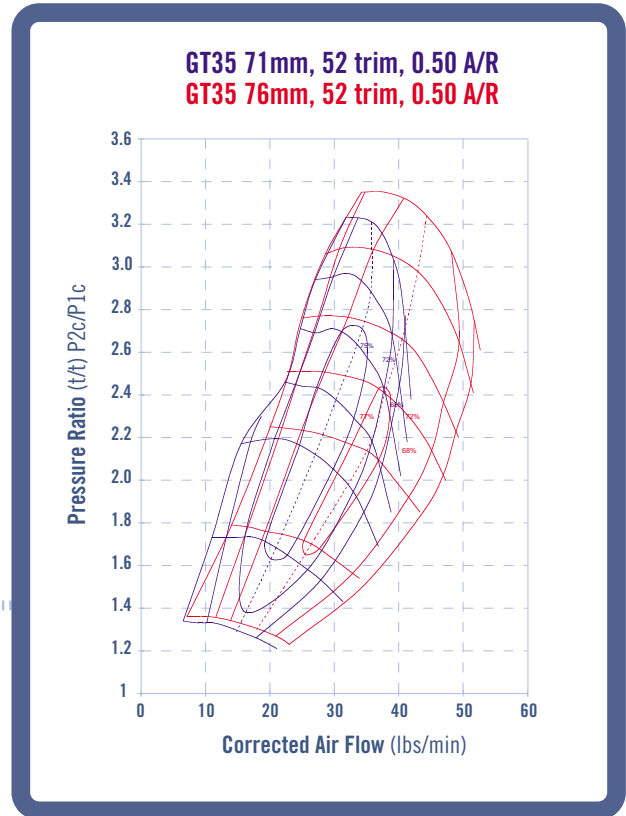
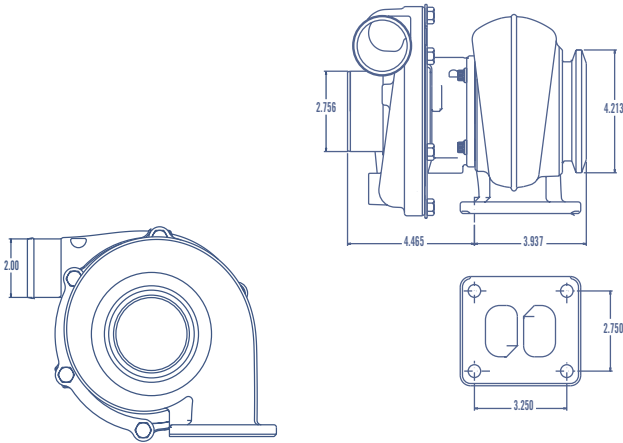


Turbo	CHRA	COMPRESSOR			TURBINE			
		Wh Dia	Trim	A/R	Wh Dia	Trim	A/R	Type
<b>GT22</b> 452187-6	451298-6	52mm	60	0.51	50.3mm	72	0.67	Wastegated
452214-3	451298-9	59.41mm	52	0.42	50.3mm	72	0.56	Free Float
TURBINE OPTION								
					436313-6	72	0.67	Wastegated
					451503-1	72	0.56	Free Float



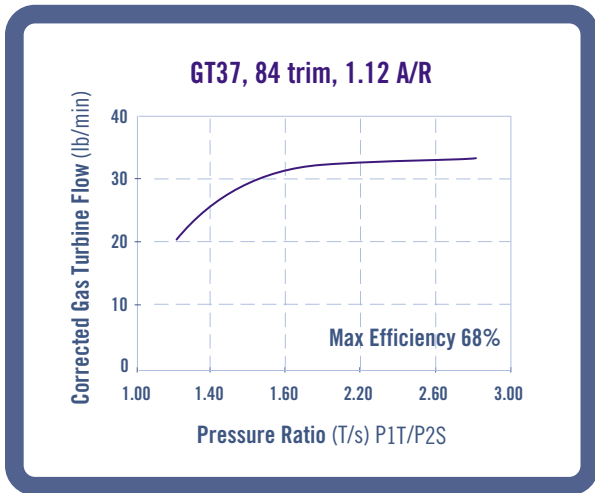
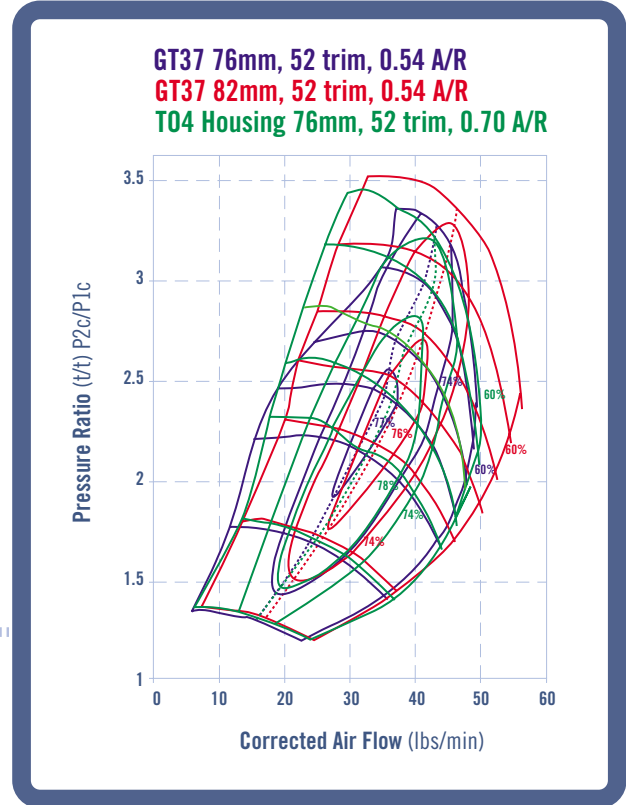
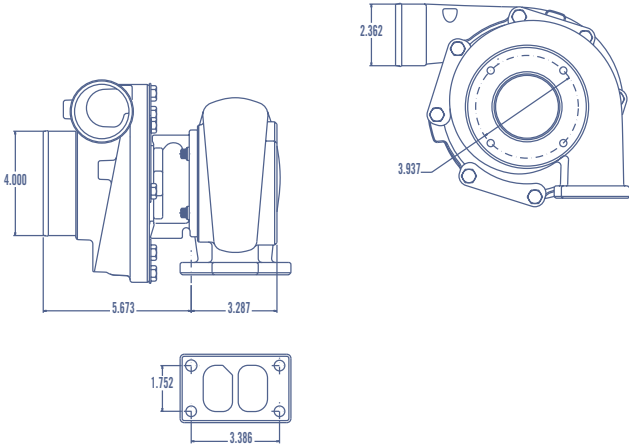
**POWERSHIFT**  
Horsepower 200 - 420  
Displacement 2.0 - 2.7L

Turbo	CHRA	COMPRESSOR			TURBINE				
		Wh Dia	Trim	A/R	Wh Dia	Trim	A/R	Type	
<b>GT32</b>	452203-1	436058-3	71mm	52	0.5	64mm	73	0.78	Wastegated
TURBINE OPTION									
						451225-26	73	0.78	Free Float
						435066-32	73	0.69	Wastegated



**POWERSHIFT**  
 Horsepower 260 - 510  
 Displacement 2.5L - 3.2L

Turbo	CHRA	COMPRESSOR			TURBINE			
		Wh Dia	Trim	A/R	Wh Dia	Trim	A/R	Type
<b>GT35</b> 731413-1	436058-11	71mm	52	0.6	68mm	84	1.18	Free Float
		COMPRESSOR OPTION			TURBINE OPTION			
	731428-1	76mm	52	0.5	714690-13	84	1.05	Free Float
					700889-3	84	0.94	Free Float
					700889-15	84	0.67	Free Float

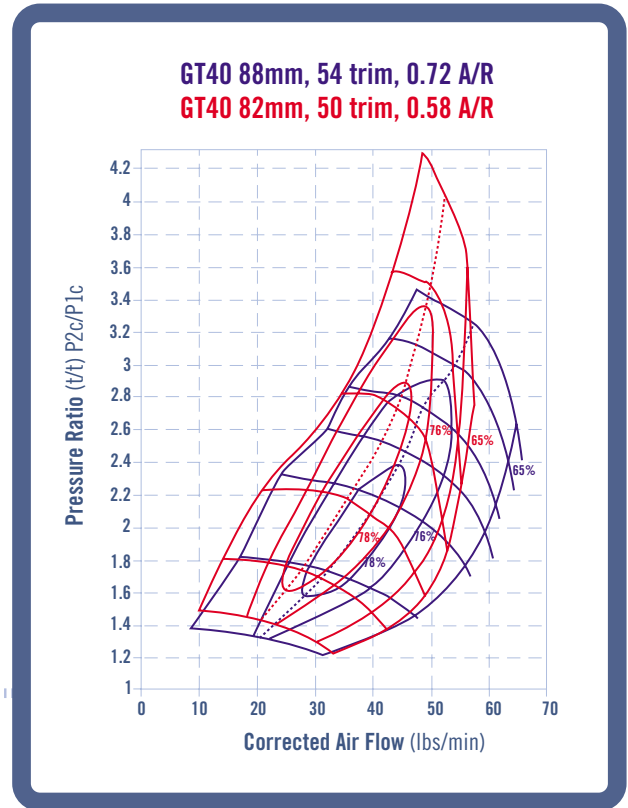
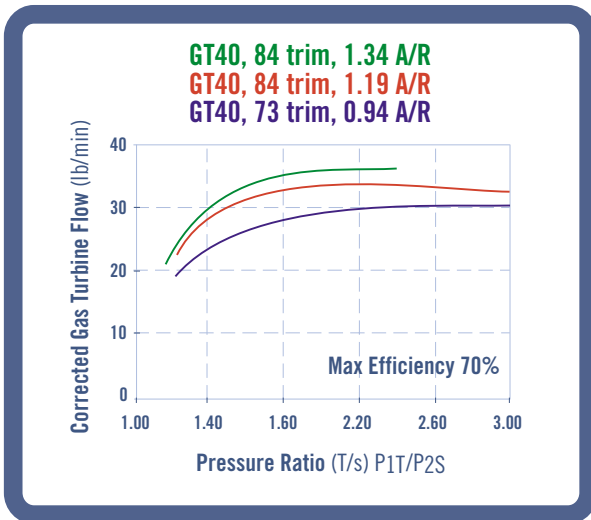
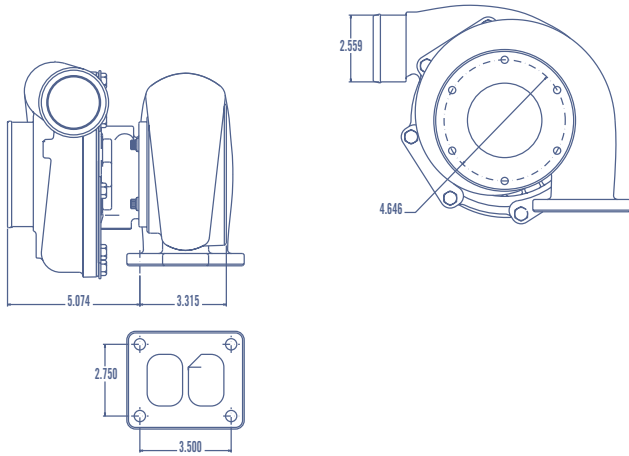


**POWERSHIFT**

Horsepower 300 - 550  
Displacement 2.8 - 3.8L

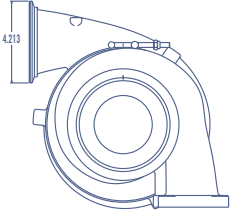
Turbo	CHRA	COMPRESSOR			TURBINE			
		Wh Dia	Trim	A/R	Wh Dia	Trim	A/R	Type
<b>GT37</b> 452159-1	436085-1	76mm	52	0.54	72.5mm	84	1.12	Free Float
452159-3	436085-5	82mm	52	0.54	72.5mm	84	1.12	Free Float

COMPRESSOR OPTION				
731428-2	76mm	52	0.7	
731428-3	82mm	52	0.54	



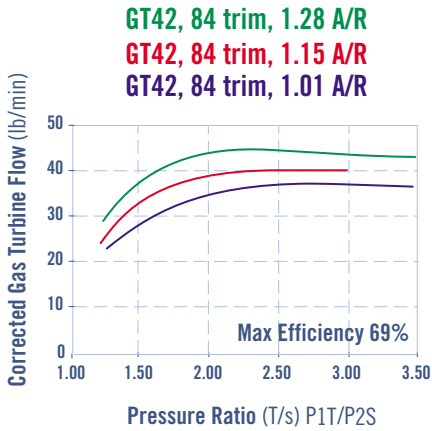
**POWERSHIFT**  
 Horsepower 370 - 650  
 Displacement 3.5 - 5.0L

Turbo	CHRA	COMPRESSOR			TURBINE			
		Wh Dia	Trim	A/R	Wh Dia	Trim	A/R	Type
<b>GT40</b> 452232-5	449739-10	82mm	50	0.58	77mm	73	0.94	Free Float
703457-1	449739-12	88mm	54	0.72	77mm	84	1.34	Free Float
TURBINE OPTION								
					434309-88	84	1.19	Free float

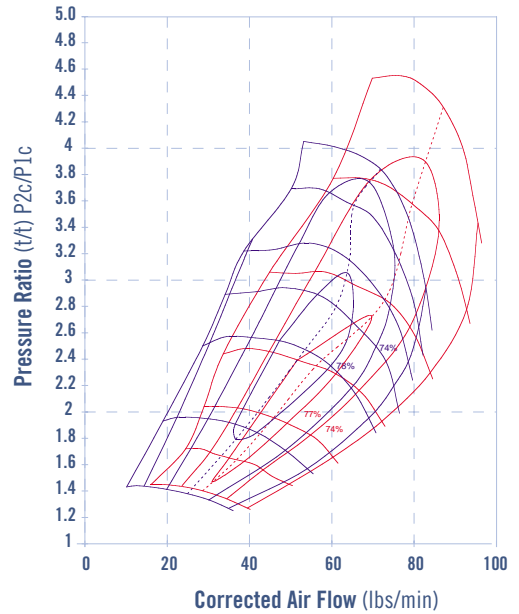


**POWERSHIFT**

Horsepower 500 - 1000  
Displacement 4.4L - 6.5L



GT42 94mm, 56 trim, 0.60 A/R  
GT42 102mm, 53 trim, 0.60 A/R

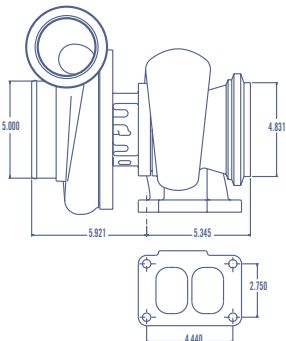


**GT42**

Turbo	CHRA	COMPRESSOR			TURBINE			
		Wh Dia	Trim	A/R	Wh Dia	Trim	A/R	Type
731376-1	712402-7	94mm	56	0.6	82mm	84	1.15	Free Float
731376-2	712402-8	102mm	53	0.6	82mm	84	1.15	Free Float

**TURBINE OPTION**

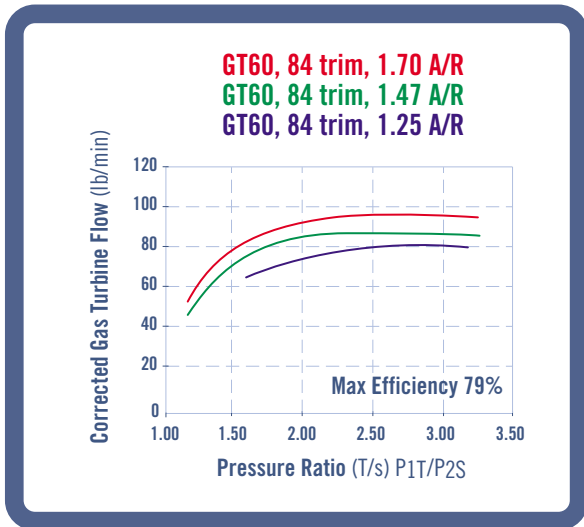

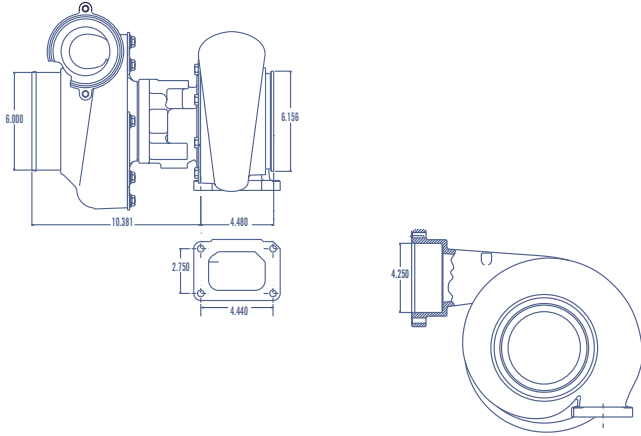
448925-12*	84	1.28	Free Float
448925-13*	84	1.15	Free Float
448925-14*	84	1.01	Free Float



**Ball Bearing CHRA Options**

451888-9	94mm	56	82mm	84
451888-11	102mm	53	82mm	84

\* future product addition



**POWERSHIFT**  
 Horsepower 1450 - 2000  
 Displacement 6.2L - 10L

			COMPRESSOR			TURBINE			
	Turbo	CHRA	Wh Dia	Trim	A/R	Wh Dia	Trim	A/R	Type
<b>GT60</b>	731377-1	730496-1	141mm	56	1.05	130mm	84	1.47	Free Float
<b>TURBINE OPTION</b>									
						441319-97	84	1.25 A/R	Free Float
						441319-95*	84	1.70 A/R	Free Float

\* future product addition

In addition to the GT products contained in the 2002 Garrett Performance catalog, Garrett provides coverage for a broad selection of traditional turbocharger models. These models are serviced with two product segments.

#### **Component Parts**

The component product segment provides the ability to service and/or make available component parts to Garrett customers who service performance turbochargers that have failed. This product also provides the ability to assemble standard or hybrid turbocharger or cartridge configurations.

#### **Traditional Assemblies**

The traditional assembly product segment is comprised of turbocharger and cartridge assemblies that have been applied to a broad spectrum of existing performance applications.

These components and/or assemblies may provide coverage for the following models:

---

BTG55	T28	TA31	TBB25	TMF55	TV92
BTV75	T300	TA34	TB03	TP38	TV94
BTV85	T31	TA45	TB05	TV45	TV95
BTW75	T350	TA51	TB06	TV51	TW41
T2	T35R	TA03	TBP404	TV61	TW81
T3	T45	TB02	TC43	TV63	UTG75
T4	T51	TB03	TC04	TV70	UTV71
T6	T52	TB22	TH08A	TV71	UTV75
T12	T04	TB25	TL75	TV75	UTV94
T18A	T04B	TB28	TL92	TV80	UTV95
T25	T04E	TB34	TM54	TV81	UTW75
T25R	T04S	TB41	TMF51	TV84	UTW83

---

*Contact Your Authorized Garrett Distributor for technical data and product availability.*

**Garrett®**

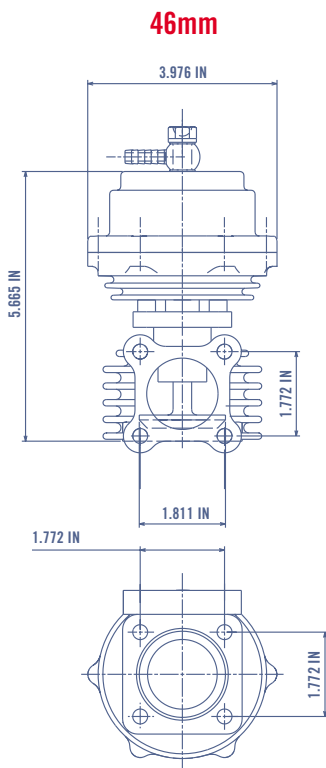
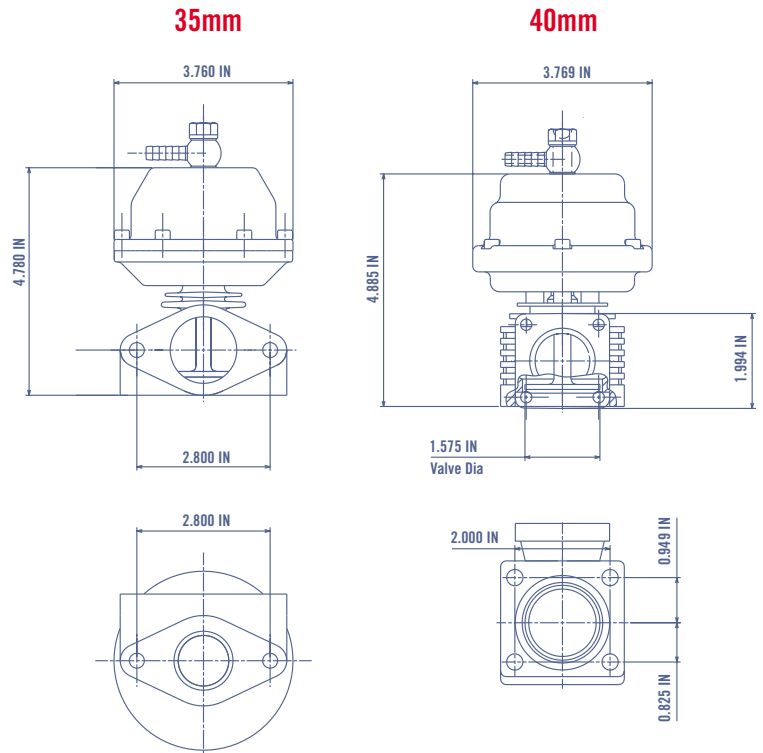
*PERFORMANCE PRODUCTS*

**Garrett**

**ANCIILLARY PRODUCTS**

**High-Performance Stainless Steel Wastegate Assemblies:** Garrett Performance Products is pleased to carry TiAl Products 35, 40, and 46mm wastegate assemblies. All wastegate assemblies are constructed with stainless steel valves and valve bodies. Actuator housings are CNC machined billet aluminum, with an optimal actuator to valve ratio of 2.2:1 for maximum flow capacity. The units are also designed with high temperature Nomex diaphragms and oxidation resistant Super Alloy components.

Valve Size (diameter)	Part Number	Spring Rate (bar/psig)
35mm	721490-0002	.36/5.2
	721490-0003	.47/6.8
	721490-0004	.59/8.6
40mm	721491-0004	.55/8.0
	721491-0005	.66/9.6
	721491-0006	.77/11.2
46mm	721492-0005	.60/8.7
	721492-0006	.70/10.2
	721492-0007	.80/11.6



### Stainless Steel CNC Wastegate Flanges

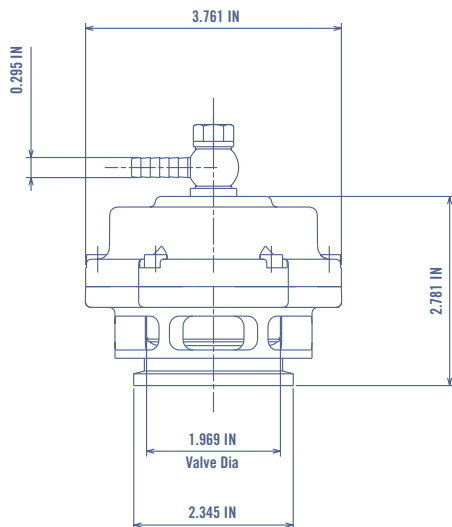
Model	Part Number	Type	Configuration
35mm	776463-0001	Outlet Flange	2 x thru hole
	776463-0002	Inlet Flange	2 x M8-1.25
40mm	776466-0001	Inlet Flange	4 x M8-1.25
	776464-0001	Outlet Flange	4 x thru hole
46mm	716465-0001	Inlet or Outlet Flange	4 x thru hole

## BLOW-OFF VALVE

**50mm Compressor Blow Off Valve Assemblies:** The Garrett (TiAl) Blow-Off valve design is the result of extensive development and testing. The 50mm compressor bypass valve is a vital component of any turbocharged blow-through induction system. This custom TiAl manufactured blow-off valve will improve throttle (time to boost) response as well as help relieve the damaging effects of compressor “surge loading”. The CNC machined housings are available in several high luster anodized colors.

Note: Blow-off Valve Assemblies include fitting and V-band clamp.

### Blow-Off Valve

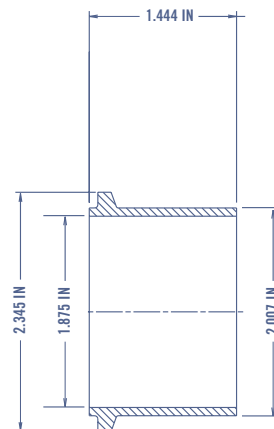


Part Number	Color
714341-0001	Red
714341-0002	Blue
714341-0003	Gray
714341-0004	Violet
714341-0005	Machined Aluminum

### Blow-off Valve Flanges

Part Number	Material
722783-0001	Aluminum (6061)
722783-0002	Steel (1018)
722783-0003	Stainles Steel (304L)

### Blow-Off Valve Flange



The **Garrett Performance Intercoolers** (also known as Charge Air Coolers) work together with the turbocharger as a part of the total induction system. When air is compressed in the turbocharger it gains a great deal of heat. The heated air has lower oxygen density and therefore is not able to produce as much energy when fed into the cylinders. The job of the intercooler is to remove heat added by compression in the turbocharger and in turn promote more thorough combustion yielding more power, less emissions, and greatly reducing detonation.

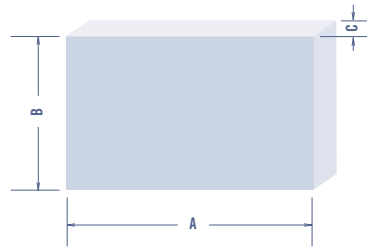
**Performance estimates made under the following conditions:**

charge air inlet temperature = 250 degrees F

pressure ratio = 2.0 (approximately 14.7psi)

cooling air temperature = 75 degree F

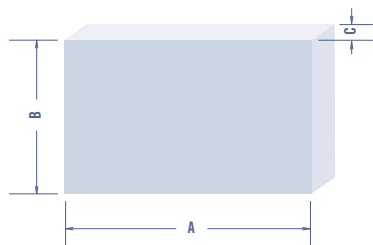
cooling air flow rate set with 1 in. H<sub>2</sub>O pressure drop



**AIR TO AIR INTERCOOLER CORES** (tube-header construction)

Part Number	CORE ENVELOPE			Weight (lbs.)	Estimated Power (hp)	Charge Air $\Delta P$ (psi)	Charge Air $\Delta T$ (F)	Effectiveness (%)
	A Hot Flow Length (in)	B No Flow Length (in)	C Cold Flow Length (in)					
485257-6001	24	15.5	2.2	29.4	450	1	138	79
485643-6003	26	18.5	2.8	33	600	0.94	142	81
485740-6002	26.5	12	2.8	15.3	400	1	141	80
485980-6002	30.3	16	2.8	21.8	480	0.9	150	86
487085-6002	20	11	3	15.2	420	1	119	68

(continued)



### AIR TO AIR INTERCOOLER CORES (bar-plate construction)

Part Number	CORE ENVELOPE			Weight (lbs.)	Estimated Power (hp)	Charge Air $\Delta P$ (psi)	Charge Air $\Delta T$ (F)	Effectiveness (%)
	A Hot Flow Length (in)	B No Flow Length (in)	C Cold Flow Length (in)					
713372-0001	16	10.3	2.8	8.8	320	0.96	123	70
713447-0001	16	5.4	2.8	5	205	1	109	62
703517-6001	6	11.7	3	7.1	175	0.2	92	53
703517-6002	8	11.7	3	8	200	0.29	104	60
703517-6003	10	12	3	8.7	225	0.36	113	65
703518-6001	12	12	3	9.8	300	0.49	115	66
703518-6002	14	12	3	10.8	325	0.57	118	67
703518-6003	16	12	3	12.6	350	0.64	121	69
703518-6004	18	12	3	13.9	375	0.95	126	72
703518-6005	24	12	3	18.5	450	0.79	127	73
703519-6001	6	12	3.5	7.3	150	0.12	99	57
703519-6002	8	11.7	3.5	8.9	185	0.14	104	59
703519-6003	10	11.7	3.5	10.6	265	0.32	105	60
703520-6001	12	12	3.5	11.8	300	0.31	113	65
703520-6002	14	12	3.5	13.4	350	0.42	115	65
703520-6003	16	12	3.5	15.3	400	0.52	112	64
703520-6004	18	12	3.5	16.4	465	0.89	117	67
703520-6005	24	12	3.5	21.1	500	1	127	72
486827-6002	24	12	4	25.1	520	0.82	129	74
700618-6001	16	10	4	24.4	400	0.42	105	60
703521-6001	6	12.4	5	9.2	150	0.1	90	51
703521-6002	8	11.7	4.5	11.4	165	0.08	100	57
703521-6003	10	11.7	4.5	13.3	225	0.16	112	64
703522-6001	12	12	4.5	14.4	275	0.17	120	69
703522-6002	14	12	4.5	16.6	300	0.23	125	72
703522-6003	16	12	4.5	18.5	345	0.29	124	71
703522-6004	18	12	4.5	20.2	420	0.45	120	69
703522-6005	24	12	4.5	26.6	480	0.65	129	74
701596-6001	27.8	12.8	5	31.4	575	0.42	132	76

# ***TECHNICAL INFORMATION***

**Garrett®**

*PERFORMANCE PRODUCTS*

**Garrett**

The following section includes information that is found in several reference books. The Garrett Engineering team is including this information as a quick reference to help you match a Garrett turbocharger to your engine. Examples are incorporated to help walk you through the matching process.

### Turbine Maps

**1. Turbine Expansion Ratio** – The degree of exhaust expansion as it passes through the turbine.

*Example:*

*Exhaust manifold pressure (EMP) = 15 psi*

*Turbine outlet pressure (Outlet P) = 1 psi*

*Atmosphere (Atmos) = 14.7 psi at sea level*

$$ER = \frac{EMP + Atmos}{Outlet P + Atmos} = \frac{15 + 14.7}{1 + 14.7} = 1.89$$

**2. Turbine Corrected Flow** – The turbine flow is also corrected for temperature and pressure at the turbine inlet (exhaust manifold).

*Example:*

*Engine air flow (Actual Flow) = 50 lb/min*

*Exhaust manifold pressure (EMP) = 25 psi*

*Exhaust temperature (Gas Temp) = 1500° F*

*Barometric Pressure (Baro) = 14.7 psi*

$$Corrected\ Flow = \frac{Actual\ Flow \sqrt{[(Gas\ Temp + 460)/519]}}{(Baro + EMP)/14.7}$$

$$Corrected\ Flow = \frac{50 * \sqrt{[(1500 + 460)/519]}}{(14.7 + 25)/14.7} = 36\ lb/min$$

(continued)

### Compressor Maps:

**1. Pressure Ratio** – Ratio of ABSOLUTE outlet pressure divided by ABSOLUTE inlet pressure.

*Example:*

*Intake manifold pressure (Boost) = 12 psi*

*Pressure drop, intercooler ( $\Delta P_{\text{Intercooler}}$ ) = 2 psi*

*Pressure drop, air filter ( $\Delta P_{\text{Air Filter}}$ ) = 0.5 psi*

*Atmosphere (Atmos) = 14.7 psi at sea level*

$$PR = \frac{\text{Boost} + \Delta P_{\text{Intercooler}} + \text{Atmos}}{\text{Atmos} - \Delta P_{\text{Air Filter}}}$$

$$PR = \frac{12 + 2 + 14.7}{14.7 - .5} = 2.02$$

**2. Corrected Airflow** – Represents the corrected mass flow rate of air, taking into account air density (ambient temperature and pressure).

*Example:*

*Air Temperature (Air Temp) = 60° F*

*Barometric Pressure (Baro) = 14.7 psi*

*Engine air consumption (Actual Flow) = 50 lb/min*

$$\text{Corrected Flow} = \frac{\text{Actual Flow} \sqrt{([\text{Air Temp} + 460]/545)}}{\text{Baro}/13.95}$$

$$\text{Corrected Flow} = \frac{50 * \sqrt{([60 + 460]/545)}}{14.7/13.95} = 46.3 \text{ lb/min}$$

- 3. Efficiency Contours** – The efficiency contours depict the regional efficiency of the compressor set. This efficiency is simply the percentage of turbo shaft power that converts to actual air compression. When sizing a turbo, it is important to maintain the proposed lugline with a high efficiency range on the map.
- 4. Surge Line** – The surge region, located on the left-hand side of the compressor map, is an area of flow instability typically caused by compressor inducer stall. The turbo should be sized so that the engine does not operate in the surge range. When turbochargers operate in surge for long periods of time, bearing failures may occur.
- 5. Choke Line** – The choke line is on the right hand side of the compressor map and represents the flow limit. When a turbocharger is run deep into choke, turbo speeds will increase dramatically while compressor efficiency will plunge (very high compressor outlet temps), and turbo durability will be compromised.

### WHAT IT TAKES TO BECOME A GARRETT TURBOCHARGER!

Do you know what tests your turbo has endured??? Garrett is one of the few turbocharging manufacturers that subjects our turbo's to several OE qualification tests. These turbocharging "qual tests" ensure Garrett produces a safe and reliable turbo for OE applications. When you buy a Garrett turbo you can be sure it is a reliable one!

- ▶ **On-Engine Durability** – A 1,000-hour general turbocharger durability test that is run on-engine in one of Garrett's engineering laboratories. Some engines die before our turbos do!
- ▶ **Gas Stand Cyclic Durability** (aka The Non-Sissy Test) – A 500 hour general turbocharger durability test. This is basically a "beat the crap out of the turbo" test. Survive this one and you've got one tough turbo!
- ▶ **Compressor & Turbine Housing Containment** – A compressor/turbine wheel is weakened to "hub" burst at a specific speed. No portion of the wheel is allowed to penetrate a "containment shroud" surrounding the turbocharger. A test to ensure safety.
- ▶ **Shaft Motion** – The maximum tolerances of the bearing system are tested for rotordynamic stability beyond the maximum turbocharger operating speed. This means no bearing problems and a long turbo life.
- ▶ **Thrust Bearing Capacity** – A test that stresses the thrust bearing at extreme conditions. This test makes sure your Garrett turbocharger can tolerate the load you put it through.
- ▶ **Compressor & Turbine Seal** – Multiple turbochargers are run on-engine under conditions designed to cause seal leakage. No significant leakage is allowed during these tests.
- ▶ **Heat Soakback** – A turbocharger instrumented with thermocouples is taken beyond maximum operating temperature and shut down hard! Repeat the test four more times and make sure maximum temperatures stay within our strict limits to avoid oil "coking" or build up inside the center housing. This is particularly critical for high temperature gasoline applications.

*(continued)*

- ▶ **Compressor & Turbine Performance** - The entire operating range of both the compressor and turbine are mapped on one of Garrett's "Performance Gas Stands." These test cells are calibrated to strict standards to assure accuracy and consistency.
- ▶ **Compressor & Turbine Blade Frequencies** - Garrett has strict requirements for compressor and turbine blade natural frequency. This is critical on large trims where the blade must be stiff enough to withstand potentially damaging vibrations.
- ▶ **Thermal Cycle** - A 200-hour endurance test that cycles the turbocharger from low temperature to "glowing red" every 10 minutes. To ensure a long turbo life, no cracking of the turbine housing or distortion of the heat shroud are allowed.
- ▶ **Rotor Inertia** - A measurement made to document the rotational inertia of Garrett's compressor and turbine wheels. Garrett's products are known for their high flow / low inertia characteristics.
- ▶ **Shaft Critical Speed** - An analytical "test" that ensures that destructive shaft "critical speeds" are well out of the turbocharger operating range. For example, large wheels may require a large shaft diameter to avoid the "shaft bending" critical speed.
- ▶ **Compressor Fatigue** - Garrett will not sell compressor or turbine wheel castings that have not passed a strict "test to failure" cyclic fatigue test. Garrett runs tests on a regular basis to ensure quality and to constantly improve our products.
- ▶ **Turbo Vibration** - The entire turbocharger is vibrated on Garrett's large shaker table. Vibration levels are monitored to ensure product durability.




### Statement of Warranty

YOU, THE BUYER, MAY CHOSE IN YOUR SOLE DISCRETION TO RESELL OR USE GARRETT ENGINE BOOSTING SYSTEMS PERFORMANCE PRODUCTS FOR RACING VEHICLES, WHICH ARE INHERENTLY DANGEROUS AND MAY NEVER BE DRIVEN ON A PUBLIC ROADWAY. GARRETT, THE SELLER, DISCLAIMS ANY AND ALL LIABILITY ASSOCIATED WITH RACING VEHICLES AND COMPONENTS. ACCORDINGLY, NOTWITHSTANDING ANYTHING TO THE CONTRARY CONTAINED IN BUYER'S PURCHASE ORDER TERMS AND CONDITIONS OR SELLER'S SALES ORDER TERMS AND CONDITIONS OR OTHER PUBLICATIONS (INCLUDING THIS CATALOGUE), OR CONTAINED IN ANY OTHER AGREEMENTS BETWEEN THE PARTIES, SELLER MAKES NO REPRESENTATION OR WARRANTY WHATSOEVER, EXPRESS OR IMPLIED, INCLUDING BUT NOT LIMITED TO ANY IMPLIED WARRANTY OR REPRESENTATION AS TO CONDITION, MERCHANTABILITY, FITNESS FOR A PARTICULAR PURPOSE OR SUITABILITY AS TO ANY OF THE ITEMS LISTED IN THIS CATALOGUE. ALL ITEMS ARE BEING SOLD ON AN "AS IS" BASIS. IN NO EVENT SHALL SELLER OR ANY OF ITS AFFILIATES BE LIABLE IN CONNECTION WITH PRODUCTS LISTED IN THIS CATALOGUE FOR SPECIAL, PUNITIVE, INCIDENTAL OR CONSEQUENTIAL DAMAGES, INCLUDING LOST PROFITS, TO THE FULL EXTENT THESE DAMAGES MAY BE DISCLAIMED BY LAW. YOU MAY HAVE OTHER RIGHTS THAT DIFFER FROM STATE TO STATE.

### Use of compressor maps and turbine maps

Proprietary Notice: This document contains proprietary information, and such information may not be reused or disclosed to others for any purpose, or used for manufacturing without written permission from Honeywell Inc.



**Garrett®**

*PERFORMANCE PRODUCTS*

**Garrett**

**PROJECT VEHICLES**

**Garrett®**

***PERFORMANCE PRODUCTS***

**Garrett**

***APPENDIX***

## Appendix A

**TURBO TERMS**

**A/R-** A/R describes a geometric property of all compressor and turbine housings. Increasing compressor A/R optimizes the performance for low boost applications. Changing turbine A/R has many effects. By going to a larger turbine A/R, the turbo comes up on boost at a higher engine speed, the flow capacity of the turbine is increased and less flow is wastegated, there is less engine backpressure, and engine volumetric efficiency is increased resulting in more overall power.

**CHRA-** center housing rotating assembly – The CHRA includes a complete turbocharger minus the compressor, turbine housing, and actuator.

**Clipped Turbine Wheels-** When an angle is machined on the turbine wheel exducer (outlet side), the wheel is said to be ‘clipped’. Clipping causes a minor increase in the wheel’s flow capability, however, it dramatically lowers the turbo efficiency. This reduction causes the turbo to come up on boost at a later engine speed (increased turbo lag). High performance applications should never use a clipped turbine wheel. All Garrett GT turbos use modern unclipped turbine wheels.

**Free-Float-** A free floating turbocharger has no wastegate device. This turbocharger can’t control its own boost levels. For performance applications, the user must install an external wastegate.

**GT-** The GT designation refers to Garrett’s state-of-the-art turbocharger line. All GT turbos use modern compressor and turbine aerodynamics which represent huge efficiency improvements over the old T2, T3, T3/T4, T04 products. The net result is increased durability, higher boost, and more engine power over the older product line.

**On-Center Turbine Housings-** On-center turbine housings refer to an outdated style of turbine housing with a centered turbine inlet pad. The inlet pad is centered on the turbo’s axis of rotation instead of being tangentially located. Using an on-center housing will significantly lower the turbine’s efficiency. This results in increased turbo lag, more backpressure, lower engine volumetric efficiency, and less overall engine power. No Garrett OEM’s use on-center housings.

**Trim-** Trim is an area ratio used to describe both turbine and compressor wheels. Trim is calculated using the inducer and exducer diameters. As trim is increased, the wheel can support more air/gas flow. Use these formulas when calculating trim:

$$Trim_{Compressor} = \frac{(Inducer\ Diameter)^2}{(Exducer\ Diameter)^2} \times 100$$

$$Trim_{Turbine} = \frac{(Exducer\ Diameter)^2}{(Inducer\ Diameter)^2} \times 100$$

**Wastegate-** A wastegated turbocharger includes an integral device to limit turbo boost. This consists of a pneumatic actuator connected to a valve assembly mounted inside the turbine housing. By connecting the pneumatic actuator to boost pressure, the turbo is able to limit its maximum boost output. The net result is increased durability, quicker time to boost, and adjustability of boost.